

Student Equity & Achievement Grant (SEAG) Applications

May 2020



Overview

- Data includes SEAG applications from 3/25 - 4/1
- Students were asked to identify:
 - Needs
 - Reason(s) for needing assistance
 - If they are receiving aid from other sources
- Overall students' highest reported needs were around basic necessities due to COVID-related loss of income.



Students were asked the following:



Major at Grossmont College?



Number of units enrolled at Grossmont College?



Identify your needs?




If answered "Other" please explain:



Describe clearly and in detail the reason you are applying for emergency assistance?



Are you receiving other funds? If so, explain why are not used for this issue?



We received a
total of **3,159**
responses

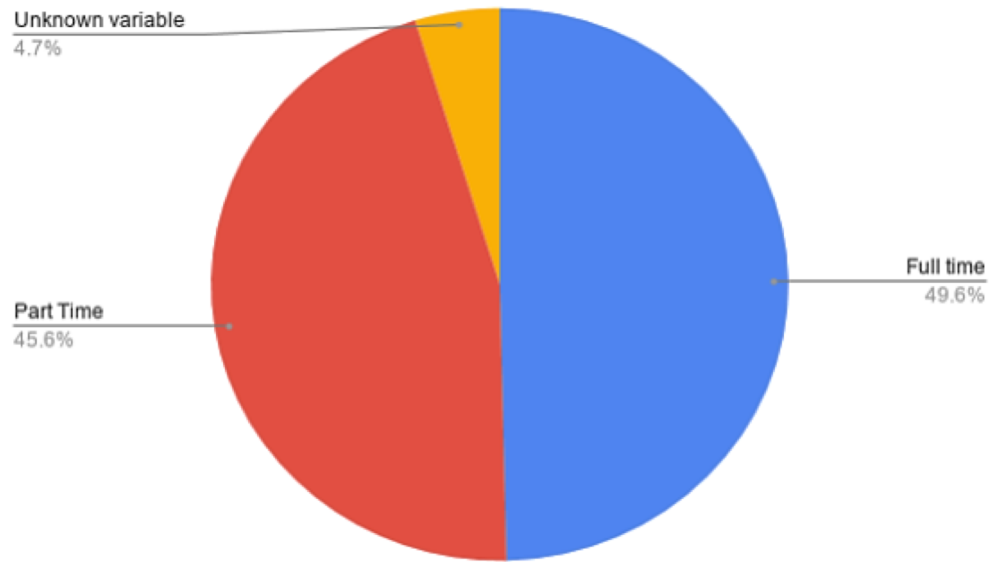


Major at Grossmont College?

Most reported majors:

- **Nursing** (404 students, 12.8% of respondents)
- **Business** (389 students, 12.3% of respondents)
- **Child Development** (222 students, 7.0% of respondents)
- **Psychology** (149 students, 4.7% of respondents)
- **Biology** (141 students, 4.4% of respondents)





Number of units enrolled at
Grossmont College?

49.6% reported **full-time** enrollment

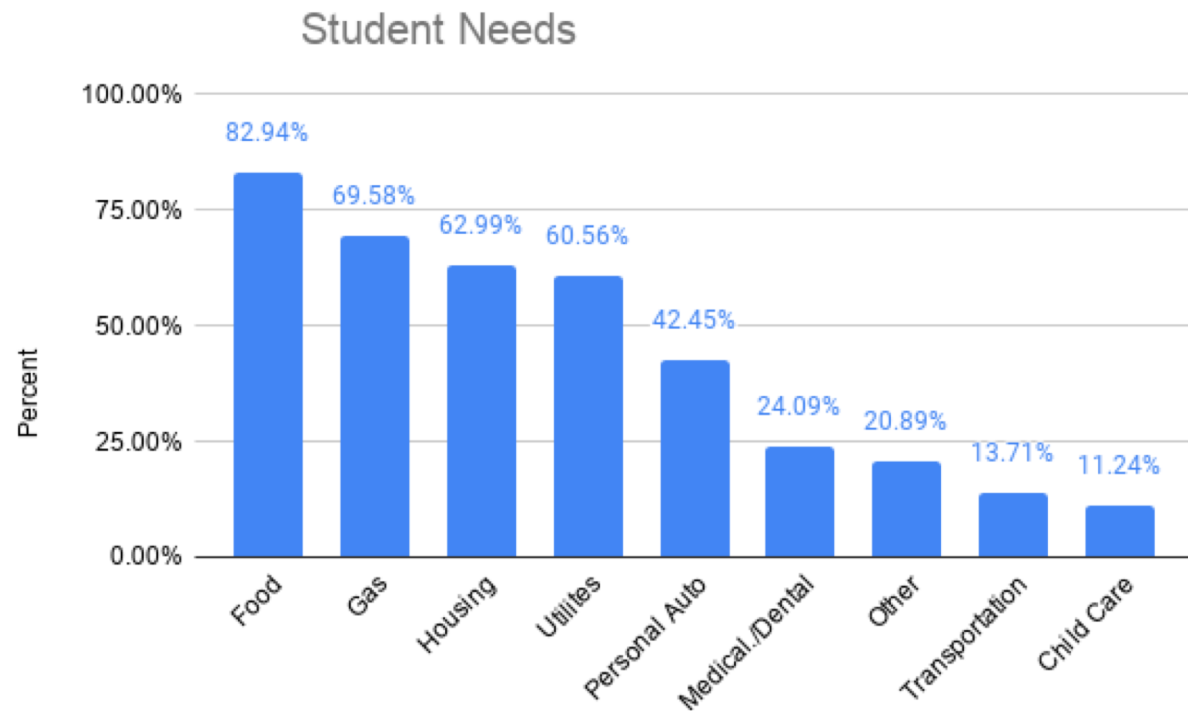
45.6% reported **part-time** enrollment



Identify your needs?

Below are the top reported needs of students:

1. Food
2. Gas
3. Housing
4. Utilities

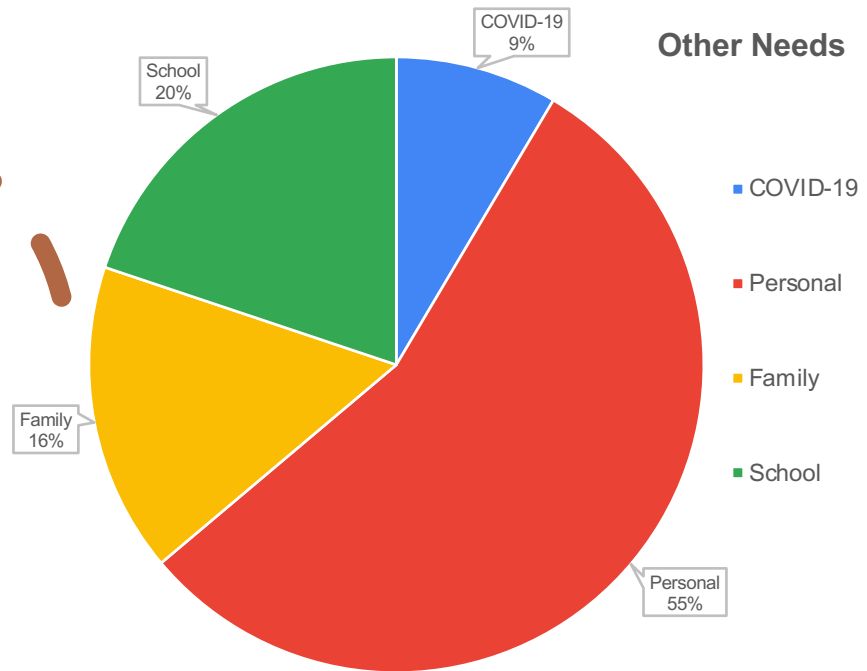




Key to other
needs
students
reported

Key	Examples
Personal (P)	Food, Bills, Personal necessities, Supplies
COVID-19 (C)	Job loss, Shortage of work hours, lack of funds due to pandemic
Family (F)	Assisting family with bills, rent and food, childcare.
School (S)	Technology (Wi-Fi and Laptop), Tuition fees, School Materials

If answered
“Other”
please
explain:




From the 706 respondents, **415 communicated other** important personal needs such as food, bills, personal necessities and supplies.



Describe the reason you are applying for emergency assistance?

- From 3,159 applications, **students most reported needing assistance because of COVID-19** (job loss, shortage of work hours, lack of funds due to pandemic)

Covid-19	1,878
Personal	1,129
Family	755
School	218
Other	14



Receiving Other Funds?

- Almost all respondents are not receiving any other outside funds.

Answers	Total	Percent
Yes	180	6.72%
No	2,498	93.28%
Total Responses	2,678	100.00%

Overall Findings

1. The most reported major was **Nursing**.
2. There was equal representation from both full and part-time students.
3. The most highly identified needs were **food, gas, and housing**.
4. The majority of students reported they were applying for aid because of **COVID-19 related loss of income**.
5. Almost all students reported that they are **not receiving any other kind of financial assistance**.

