

Probation & Dismissal Student Data Overview

2019-2020 ACADEMIC YEAR

QUICK REVIEW OF TERMS

Academic Probation:

- Any student who has attempted a minimum of **12-semester units** and whose cumulative college grade point average **falls below 2.0** in courses receiving letter grades for work attempted at a college within the district shall be placed on academic probation at the college where the units were attempted.

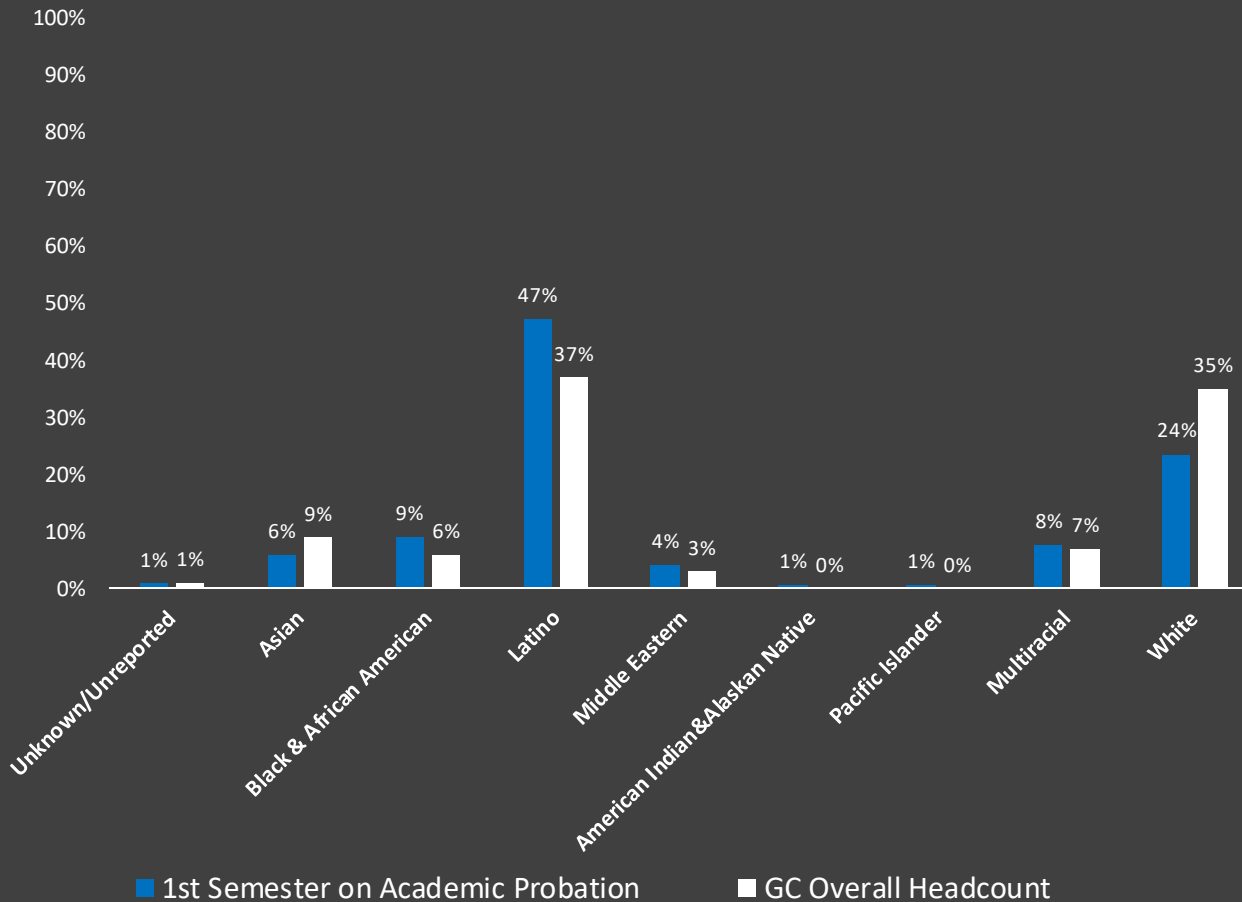
Lack-of-Progress Probation:

- Any student who has enrolled in a cumulative total of at least **12-semester units** at a college in the district shall be placed on probation when the student's cumulative units indicate **50 percent or more units of W,I, and/or NP** at the college where the units were attempted.

Academic Probation

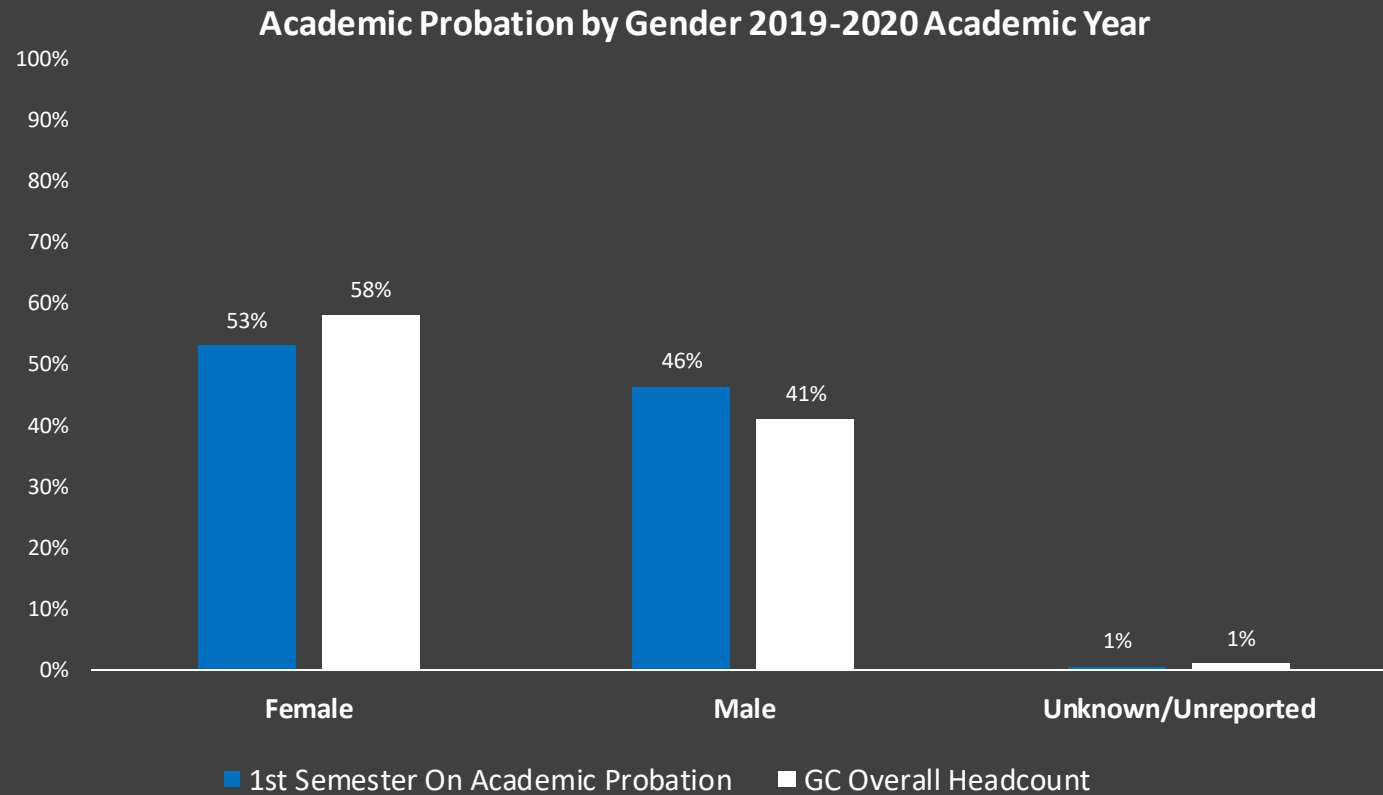
2019-2020

Academic Probation Student Demographics by Race/Ethnicity for 2019-2020 Academic Year



We can see overrepresentation of Latino, Black/ African American, Middle Eastern, and Multiracial students on Academic Probation compared to overall Grossmont College headcount

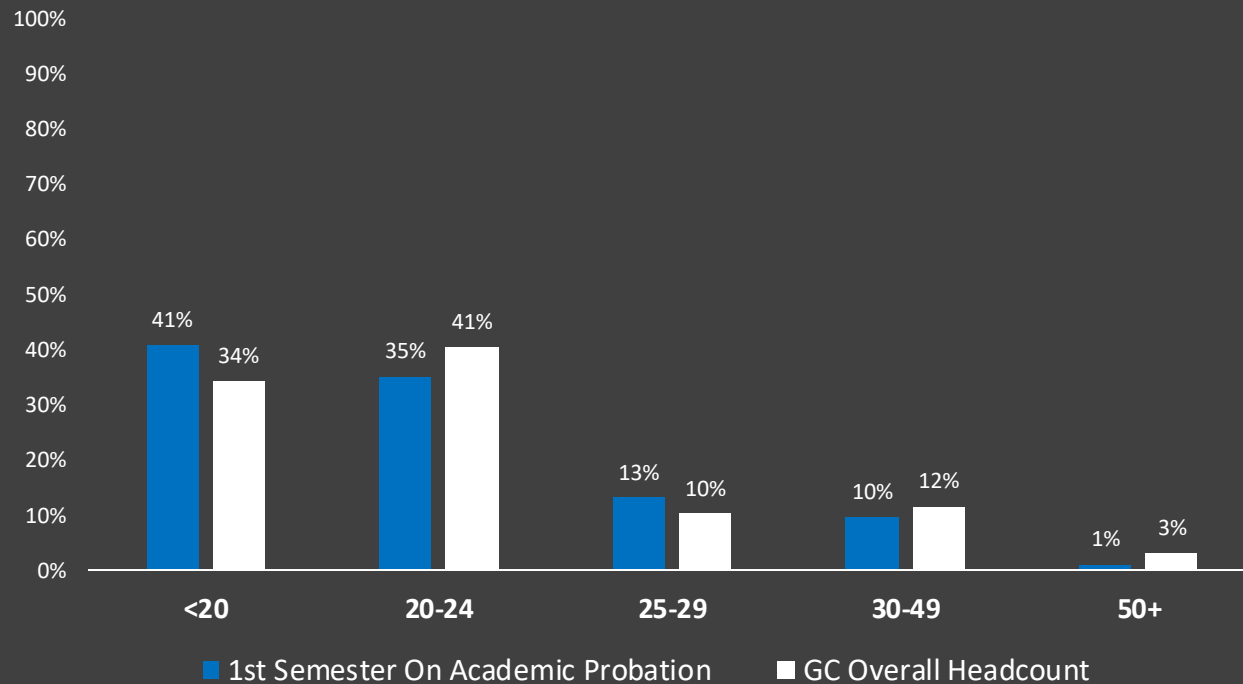
Academic Probation Student Demographics by Gender for 2019-2020 Academic Year



We can see a significant percentage of **Male** students on Academic Probation compared to overall Grossmont College headcount

Academic Probation Student Demographics by Age for 2019-2020 Academic Year

Academic Probation Student Demographics by Age 2019-2020 Academic Year

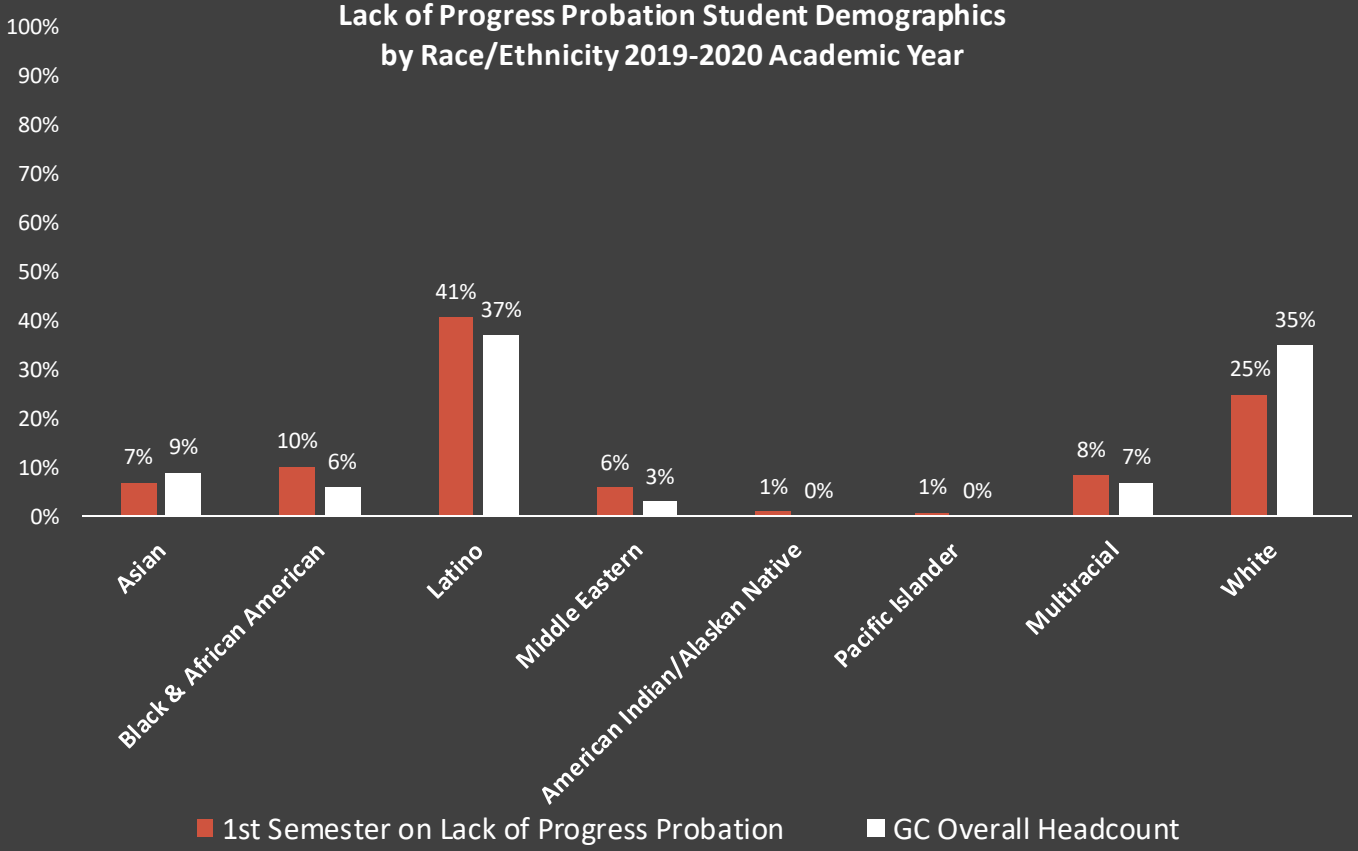


There is an overrepresentation of younger than 20-year-old students and 25–29-year-old students who were on Academic Probation compared to the overall Grossmont College headcount

Lack-of-Progress Probation

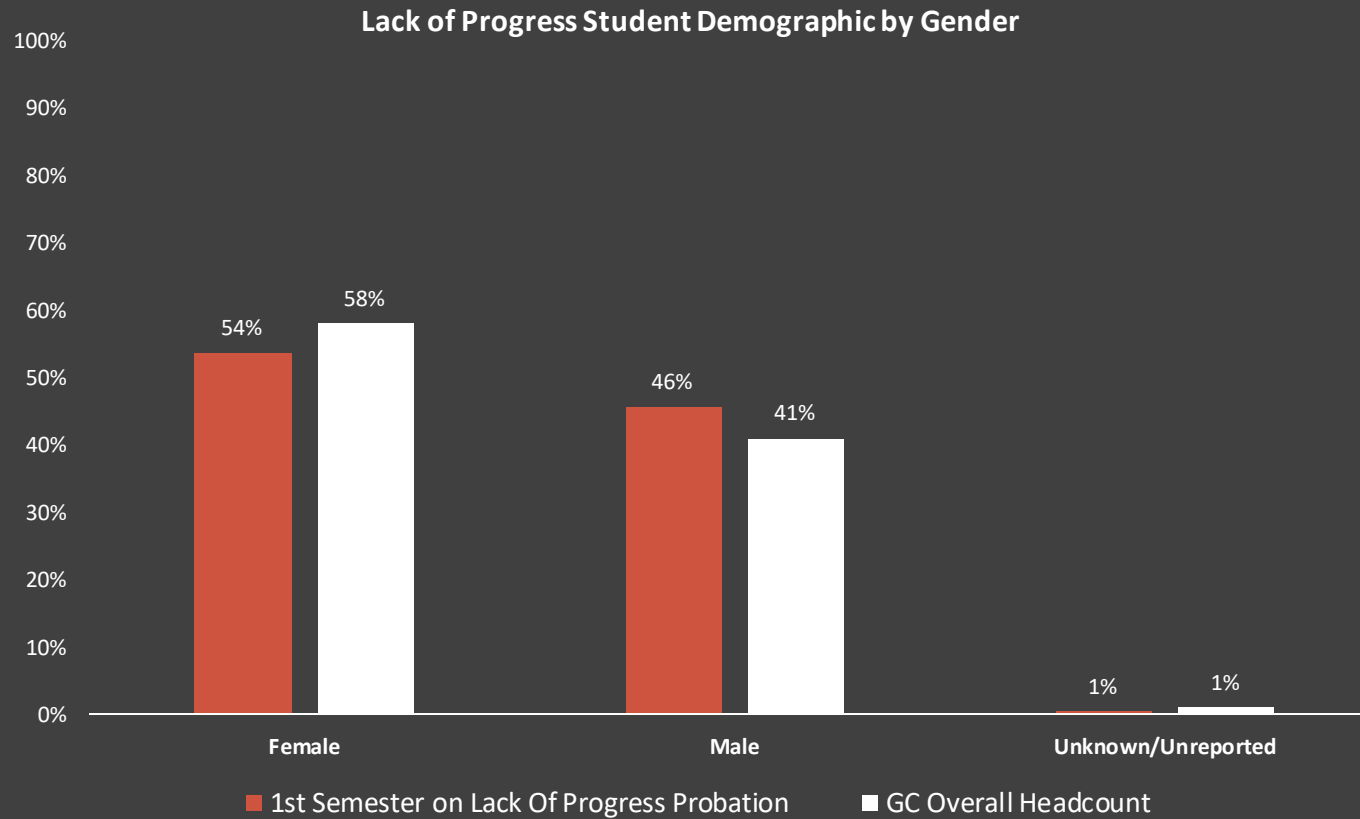
2019-2020

Lack of Progress Probation Student Demographics by Race/Ethnicity for 2019-2020 Academic Year



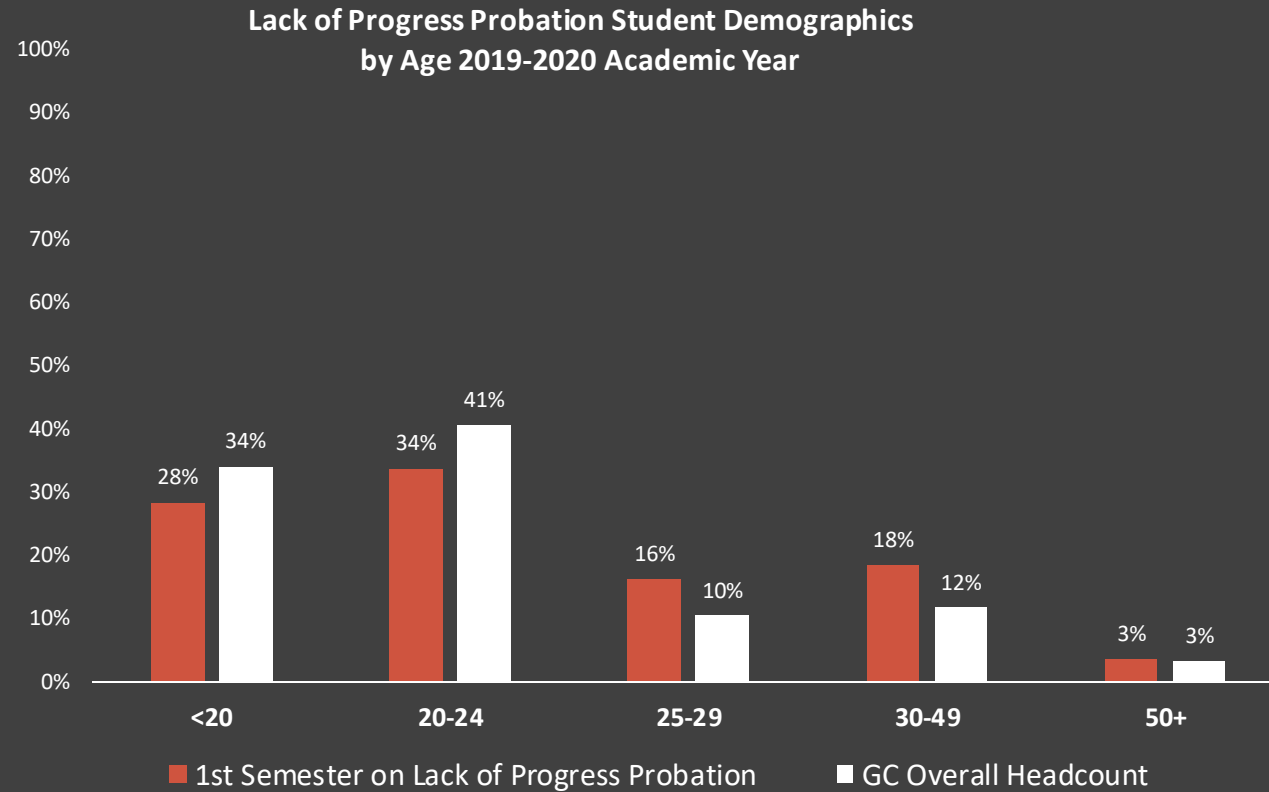
There is overrepresentation of Latino, Black/African American, Multiracial and Middle Eastern students who have been on LoP probation compared to the overall Grossmont population

Lack of Progress Probation Student Demographics by Gender for 2019-2020 Academic Year



There is high percentage of **Male** students who have been on LoP probation compared to the overall Grossmont population

Lack of Progress Probation Student Demographics by Age for 2019-2020 Academic Year



There is a high percentage of 25- to 29-year-old students as well as 30 to 49-year-old students who have been on LoP probation compared to the overall Grossmont population

LoP & Academic Dismissal Students

2019-2020

QUICK REVIEW OF TERMS

Academic Dismissal:

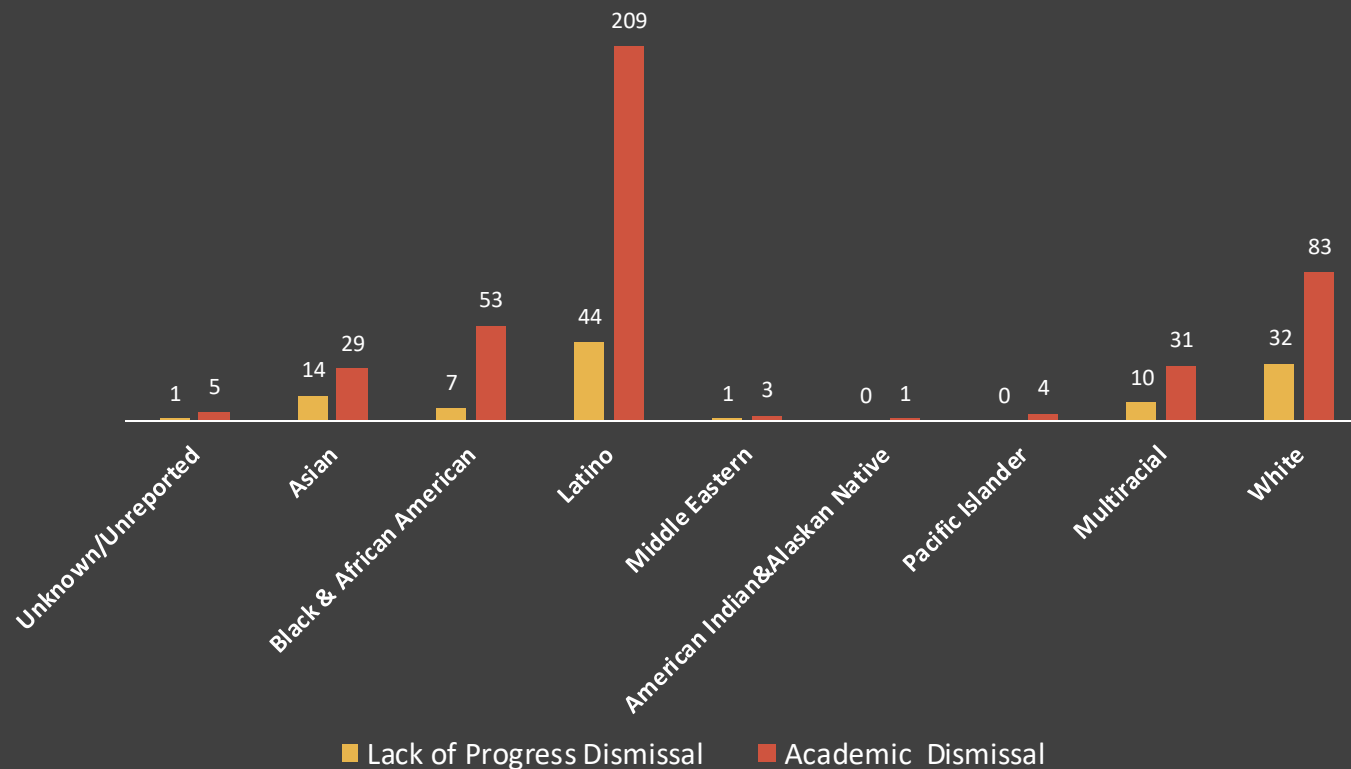
- Any student on academic probation whose semester **grade point average falls below 2.0** shall be academically dismissed.
- Any students on academic probation whose semester grade point average equals or exceeds 2.0 but whose cumulative grade point average for **all units attempted remains below 2.0** shall be continued on probation.

Lack-of-Progress Dismissal:

- Any student who is on **lack-of-progress probation** and whose semester work indicated **50 percent or more units of W,I, and or NP** will be continued on lack-of progress probation

LoP & Academic Dismissal Student Demographics by Race/Ethnicity (Raw numbers) for 2019-2020 Academic Year

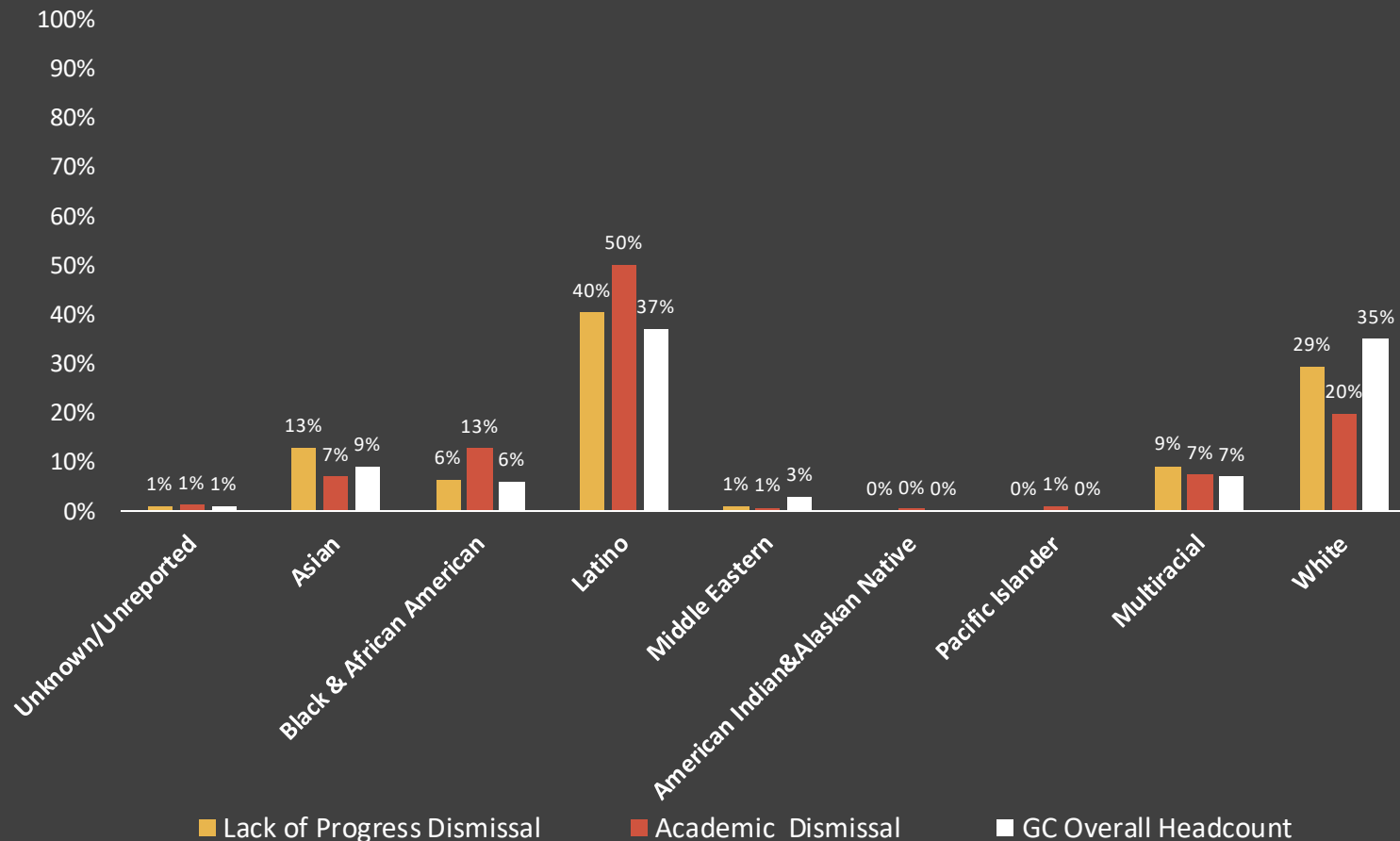
LoP & Academic Dismissal by Race/Ethnicity 2019-2020 Academic Year



We can see a larger number of students have been placed on **Academic Dismissal** compared to those who were on LoP Dismissal

In addition, **Black/African American and Latino** students show high numbers of Academic Dismissal

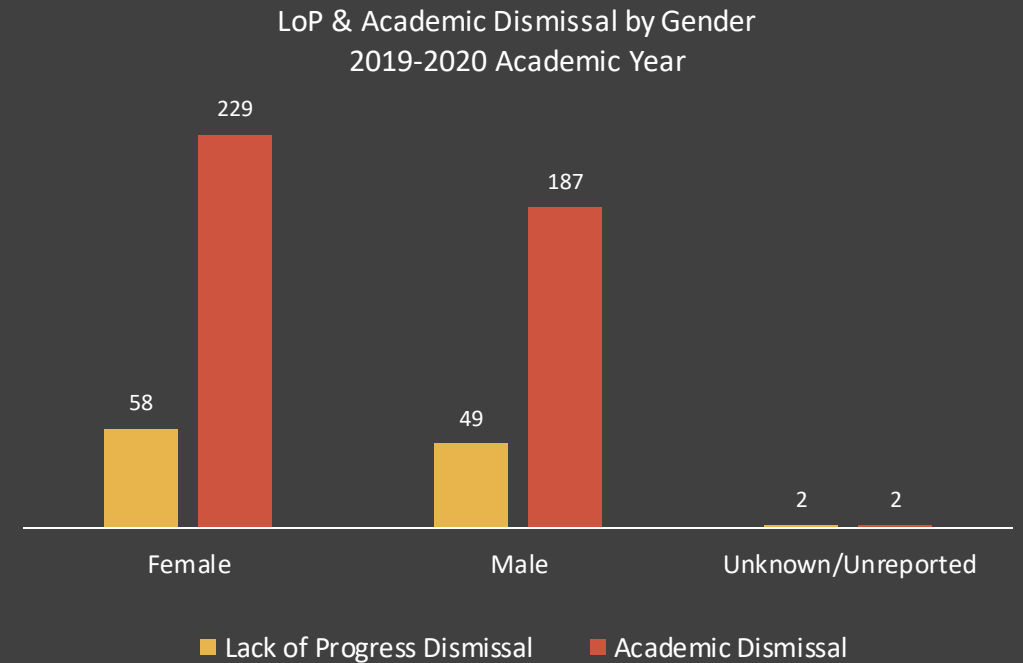
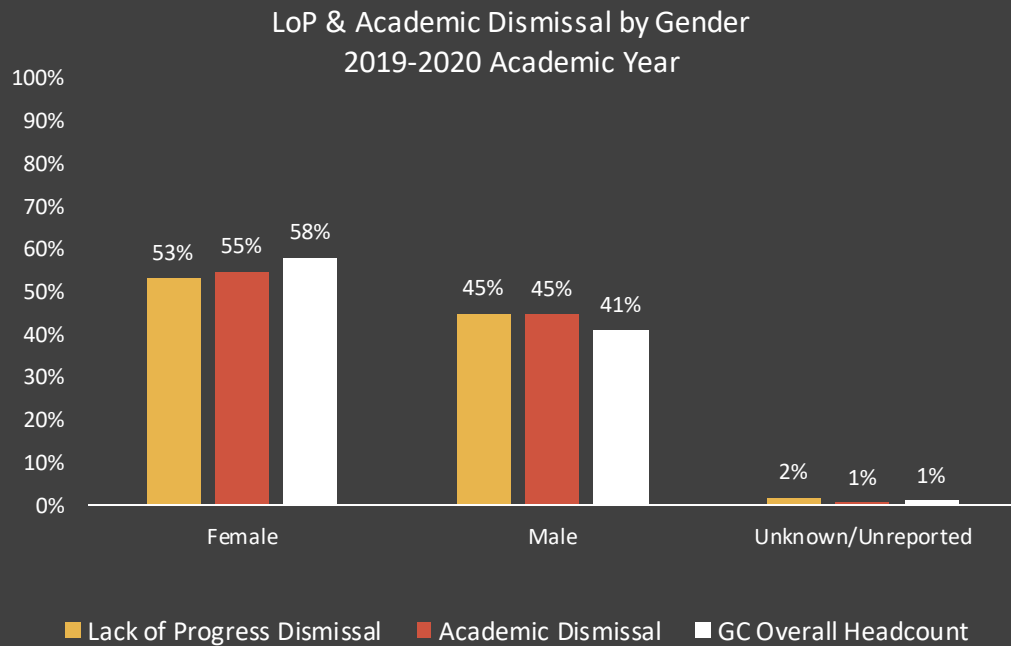
LoP & Academic Dismissal Student Demographics by Race/Ethnicity for 2019-2020 Academic Year



There is overrepresentation of **Latino and Black/African American** students who have been **Academically Dismissed** compared to the overall Grossmont population and Lack-of-Progress Dismissal students

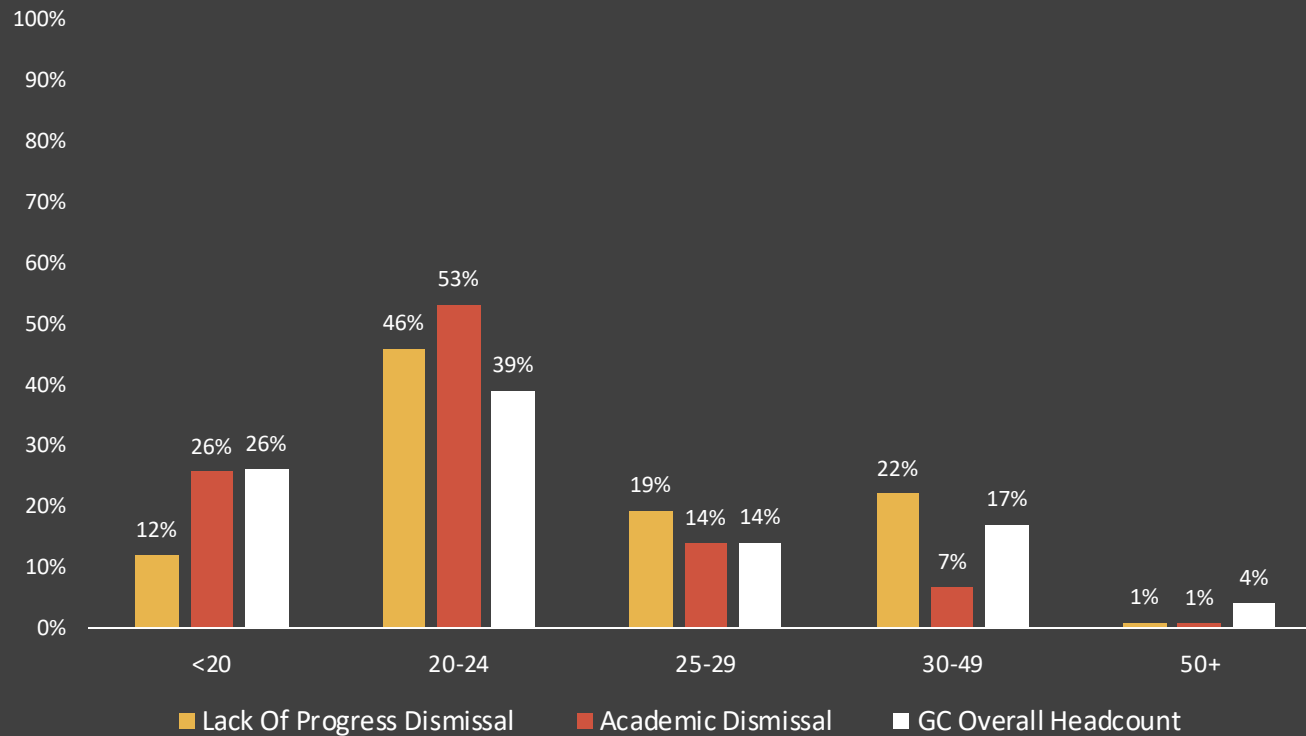
There is an overrepresentation of **Asian, Latino, and Multiracial** students who have been **Dismissed due to Lack of Progress**.

LoP & Academic Dismissal by Gender for 2019-2020 Academic Year



LoP & Academic Dismissal by Age for 2019-2020 Academic Year

LoP & Academic Dismissal by Age 2019-2020 Academic Year



We can see a large porpotion of students ages 20-24 on Academic Dismissal (53%) and Lack of Progress Dismissal (46%) compared to the overall Grossmont population (39%).

Overall Findings

1. **Black/African American, Latino, and Multiracial** students are overrepresented among the areas of Academic Probation, Lack-Of-Progress Probation, and Academic Dismissal and Lack-of-Progress Dismissal
2. **Asian students** are overrepresented in the areas of Lack-of-Progress Dismissal
3. **Latino** students are among the largest group who was Academically Dismissed
4. **25–29-year-old** students are overrepresented among the areas of Academic Probation and Lack-Of-Progress Probation
5. **20-24-year-old** students are overrepresented among the areas of Academic Dismissal and Lack-Of-Progress Dismissal
6. **Male** students are overrepresented among the areas of Academic Probation, Lack-of-Progress Probation, Academic Dismissal and Lack-of-Progress Dismissal

Questions to Consider

- 1. *Is this data surprising?***
- 2. *What structures and or policies do we have in place that continue to replicate these patterns across the college?***
- 3. *What actions can we take to close these Equity Gaps?***

What Can We Do?

Educate about what is Academic Probation & Dismissal	Academic Counseling	Tutoring	Importance of Attendance
Mental Health Awareness	Workshops	Get Involved	Building a rapport with students
Online Counseling	Get Engaged	Student Support Center	Advocating for students

- Student Experience
- Successful In College Tips:

Link: <https://www.grossmont.edu/student-support/counseling/resources/assets/files/gcsuccessstips.pdf>



Q&A

Thank you!

If you have questions related to the information that was presented, please feel free to reach out to *Dr. Victoria Rodriguez* or *Nancy Lopez Romero*

Victoria.Rodriguez@gcccd.edu

Nancy.lopezromero@gcccd.edu