



PEER ONLINE COURSE REVIEW

PIEC: **FEBRUARY 23**



DEALING US IN



We became a local POCR college
on June 29, 2023.

PEEER
ONLINE
CCOURSE
REVIEEW



GAMEPLAY



**CONTENT
PRESENTATION**



INTERACTION



ASSESSMENT



ACCESSIBILITY

STARTING STATS

10

reviewers from an array of disciplines

3

courses from different departments badged

1

team of trainers ready to support instructors

Average online success rate increased by 14%*



WHY COMPLETE POCR?

- **IMPROVE** course according to research and best practices.
- **INCREASE** equity, retention, and student persistence and success.
- **KEEP PACE** with CVC course exchange.





WHAT'S BUY-IN?

- **POKER:** Entering tournament with an upfront payment.
- **POCR:** Prepping online courses using DesignPlus templates.
- **DIFFERENCE:** Everyone wins!

A screenshot of a 'DesignPlus' assignment template. The page is titled 'Assignment Instructions' and includes sections for 'Assignment Overview', 'Outcomes and Objectives', 'Student Learning Outcomes', and 'Objectives'. A hand holding a 'POCR BUY-IN' logo is overlaid on the right side of the page, with an arrow pointing from the text 'POCR' in the list to the 'POCR' in the logo.

Assignment Instructions

Assignment Overview

[Write a short description of the assignment and how it aligns with the objectives. Some sample language has been added below.]

The purpose of this assignment is to

- [insert learning objective here]
- [insert learning objective here]

To achieve the objective(s),

- [list course content and explain what to do with it - i.e. read chapter 6, reference 256, and listen to the lecture in this module, etc.].
- [list course content and explain what to do with it - i.e. read chapter 6, reference 256, and listen to the lecture in this module, etc.].

The course content will help you [describe the assignment].

See the directions and rubric for more details

Outcomes and Objectives

Student Learning Outcomes

- [Copy and paste your SLO(s) here]

Objectives

- [Include the relevant objective(s) here for this Unit/ Module/ Chapter/ Assign.]





GAMEPLAY

POCR Buy-In is an excellent preparation step for the POCR course review process.

Participants get:

- Development course container with pre-loaded templates
- Five guided HyFlex workshops
- Instructional videos in a Canvas course
- One-on-one time and office hours with trainers
- Suggested target dates

BUY-IN PILOT

- 25** instructors participated
- 14** departments represented
- 5** live workshops provided
- 3** dedicated trainers available



WHY COMPLETE BUY-IN?

- **IMPROVE** course structure to lessen students' cognitive load.
- **INCREASE** equity, retention, and student persistence and success.
- **PREPARE** courses for POCR review.



American Sign Language


WELCOME TO ASL 220 ONLINE

Modules Syllabus Q & A Café Resources

Welcome!

ASL 220 provides an opportunity for you to continue your development of sign language vocabulary, grammar structures, and conversational skills. You will continue to enhance your studies and awareness by focusing on the Deaf community as a culture and issues that arise between the hearing and Deaf cultures.

Please view this quickly the 40-second video where Jamie Shatwell shares a welcome video: [Welcome to ASL Online Course](#)




(Optional: turn on closed caption)

Course Modality & Length

Jamie Gould ▲ | Lara Braff ▼


Welcome

PHOT 150 - Introduction to Photography



Notices Syllabus Modules Assignments


Welcome to the Class



0:00 / 0:42

Paul Turounet ▲

Welcome to our DEIA-AI CoP



Chat Modules Resources Book Appt

Welcome!

I am delighted to welcome you to our Community of Practice (CoP), conducted via Zoom (Outlook invites are in your inbox!), focusing on the integration of Generative AI (Chat GPT) in education through a DEIA (Diversity, Equity, Inclusion, and Accessibility) lens. Our CoP will explore the practical, ethical, and innovative uses of

Adelle Roe ▲ | Jeanette Calo ▼

What is Anthropology?

Overview

This module introduces you to the fascinating discipline of anthropology, which is comprised of four "subfields": cultural anthropology, biological (or physical) anthropology, archaeology, and linguistic anthropology. We will focus on cultural anthropology throughout this course, however all four subfields draw on one another, making anthropology an interdisciplinary field of study.

Objectives

After completing this module, you will be able to:

- Identify the four subfields of anthropology
- Describe the discipline of anthropology
- Understand key concepts and approaches in cultural anthropology
- Navigate the AAA website, a resource we use throughout this course

To Do List

To accomplish these objectives, complete the following tasks:

- View video lectures: Introduction to Anthropology
- Read Perspectives (chapter 1)

2.3 Week 2 Discussion (GRADED ASSIGNMENT)

MEDIA NEWS WRITING DISCUSSION WEEK TWO CONVERSATION

Initial post due by Thursday, Feb. 8, at 11 p.m. | Replies due by Monday, Feb. 12, at 11 p.m.

ASSIGNMENT GOALS

The journalism industry follows the standards set by the Associated Press. But where did these rules come from? Who developed them? The purpose of this Discussion is to think critically about how we got here and where we're going.

INSTRUCTIONS

- By Thursday at 11 p.m.:** Add a new discussion topic in this forum; you can write your post in the Reply box below. Please note that you will not be able to see your peers' posts until you post to the Discussion. After researching the Associated Press online, please address the following questions in at least 75 words:
 - Why is there a writing standard for journalism?
 - Who established these standards? Do they reflect diversity and/or diverse ideas?
 - Are mechanics like AP style, grammar, spelling and punctuation important? Why or why not?
- By Monday at 11 p.m.:** After posting your own reflection, you must also comment on at least two posts from other students in your Discussion group. Each response should be at least 15 words and should continue the conversation.

GRADING & FEEDBACK

GRADING: The criteria for grading is outlined in the grading rubric. To see the grading rubric for this Discussion, click on the three dots in the right corner of this page and select "Show Rubric."

FEEDBACK: Discussion boards will be graded following their Monday due date. NOTE: Because this is intended to be a peer-to-peer conversation, the instructor intentionally does not participate in discussion forums. Most instructor feedback will come in private grading comments.

CANVAS GUIDES

Here are some Canvas guides you can use to help you navigate discussion posts and submit your discussion replies:

- [How do I view discussions?](#)
- [How do I reply to a discussion?](#)

PARTICIPANT FEEDBACK

I don't know if I would have put in the effort to upgrade the look of the course without participating in POCR. So thanks :)!

I think my course does look more put together with the templates and using the DesignPlus tools.

Lots of great help from staff.

I think weekly sessions and mentors is a great model for support.

It's so rewarding to see the course turn from "meh" to pretty once you get the hang of it. I know my students will appreciate the eye-catching and consistent look of each page.

Training was well-done.

You provided absolutely fantastic support. The Videos and Zoom sessions were very helpful and the one-on-one time was essential. It was great to do little bits over many weeks, but also to have flexible deadlines. The program was fabulous, and I am so incredibly grateful.

This whole process has been amazing, but also incredibly overwhelming, as it has caused me to rethink everything I do, not just from a design perspective but from the student's perspective.

I'm doing fine in the course so far and don't need clarification on anything. I like how the course is set up and that I can move at a pace that is convenient to me. All of the concepts have been presented clearly.

I have no questions or need clarity on anything so far. I do want to say thank you for all the feedback I've received. The material/course is really clear and modules are really helpful to fully understand the material.

This module has been smooth sailing so far. I was a little worried about doing an online class but it has been going good so far. I appreciate all of the help you have been giving. I don't have any questions at the moment or need any clarification on anything. I am excited for the assignments you have planned in the upcoming modules.

I have really been enjoying your class and everything's been going well for me in this course. I really like the format of this class it helps me know that I completed all assignments by checking off each task which is really helpful. Everything is well organized and easy to understand.

So far, everything is going well, I like how the material we are given for each assignment is really helpful. I am able to read it and connect it with the assignment, I might have to read it twice to get a better understanding again but it's been helpful. Thank you!

Everything is very well organized in this class and is explained very well.



STAYING IN THE GAME

Increase
of Online
Modality



Increase of
Statewide
Availability



Potential for
Gaining or **Losing**
Enrollment

	2021-2022	2022-2023	2023-2024 (To Date)	2023-2024 (Projection/Goal)
Home Colleges	73	98	109	115
Teaching Colleges	16	39	59	76
Course Finder API	54	86	103	115
Cross-Enrollments	1,523	6,586	8,610	15,000
FA Agreements	75	111	114	115

▲ CVC Exchange Information



PATH FORWARD

- **INCREASING NUMBER** of courses applying POCR design concepts.
- **TRACKING IMPROVEMENT** each semester.
- **STAYING COMPETITIVE** in CVC exchange as it grows exponentially.
- **INVESTING IN THE PROCESS** to increase student enrollment and retention.





YOUR DEALERS

CONTACT US: Grossmont.POCR@gcccd.edu



Dawn Heuft
Instructional Designer



Jeanette Calo
POCR Lead