

# ZTC/OER STUDENT DATA

## AT GROSSMONT COLLEGE IN FALL 2020

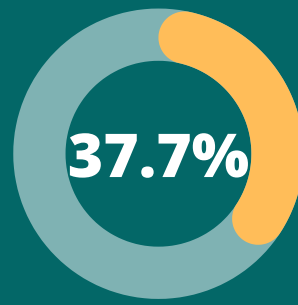
### DEMOGRAPHICS

#### ZTC/OER STUDENTS

#### GROSSMONT STUDENTS



60% of ZTC/OER students identified as Female



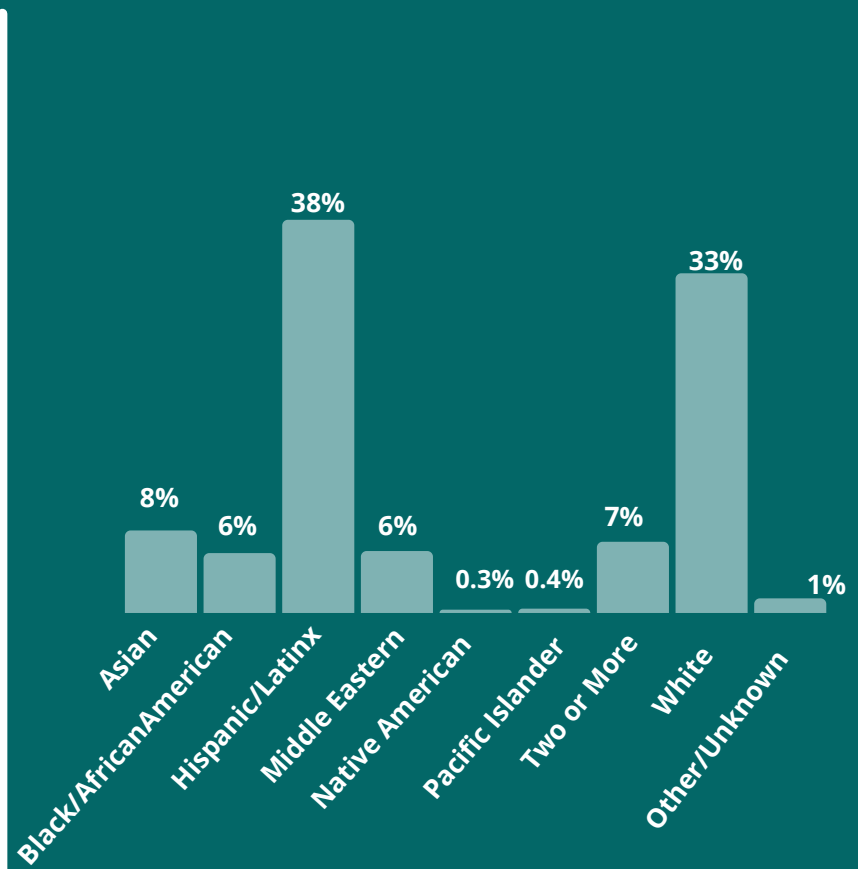
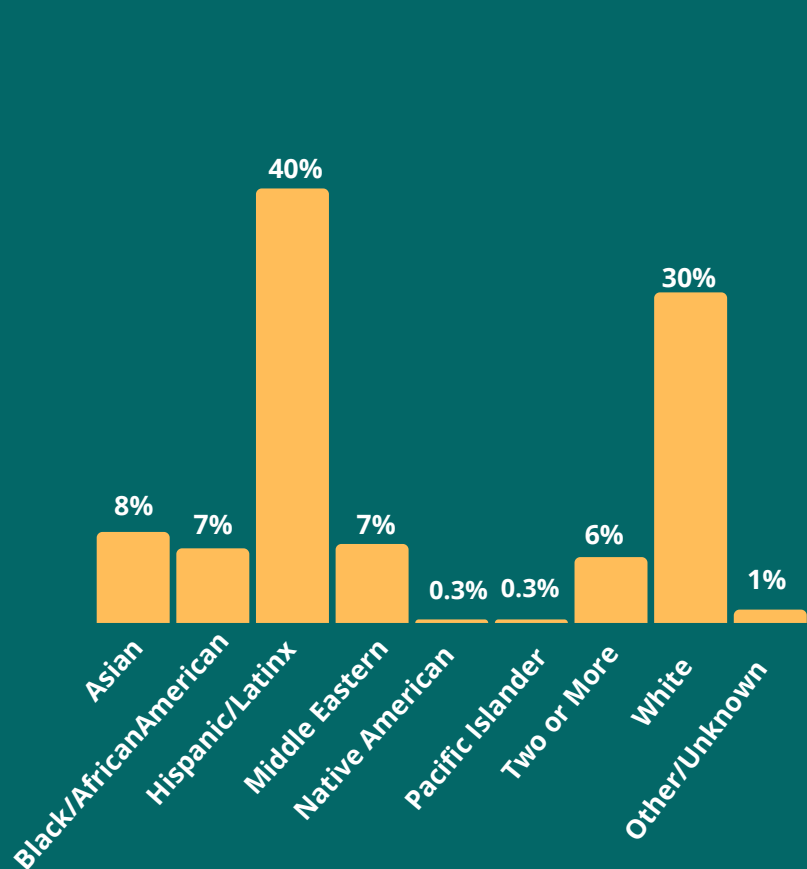
40% of ZTC/OER students are <20 years of age



63% of ZTC/OER students identified as low-income



40% of ZTC/OER students identified as Hispanic/Latinx



# ZTC/OER STUDENT DATA

AT GROSSMONT COLLEGE IN FALL 2020

## OUTCOMES

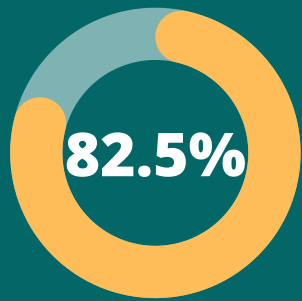
### ZTC/OER STUDENTS

### GROSSMONT STUDENTS

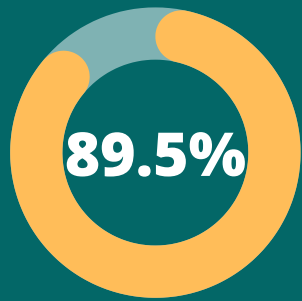
#### RETENTION RATES



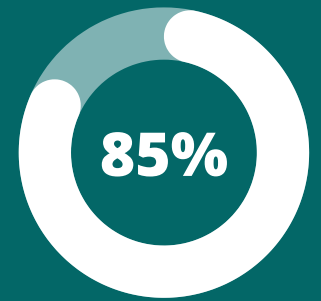
ZTC/OER students have about the same retention rate as the overall Grossmont retention rate



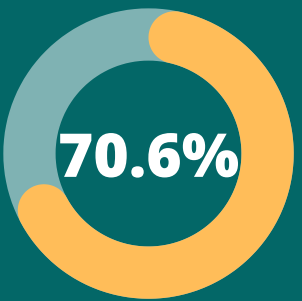
Students with reported financial need in ZTC/OER courses have slightly higher retention rates than students with reported financial need overall



Hybrid students in ZTC/OER courses have higher retention rates than hybrid students overall



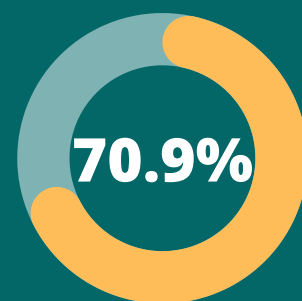
#### SUCCESS RATES



ZTC/OER students have higher success rate than the overall Grossmont success rate



Students with reported financial need in ZTC/OER courses have slightly higher success rates than students with reported financial need overall



Online students in ZTC/OER courses have higher success rates than online students overall

